




My SKILLS *future*

SkillsFuture Claim Guide (for computer users)

Updated on 04/09/2023



1) Log on to your email and have your class ticket receipt email ready.






2) Go to myskillsfuture.gov.sg/content/portal/en/index.html and click on Login.





3) Singpass login will appear. Click on Singpass.



For Singapore Citizens & Permanent Residents

Singpass

Don't have a Singpass account? Forgot your password? [Click here](#)

For Foreign Tertiary Students in Singapore

Portal ID


or _____

Log in with your Social Media Account




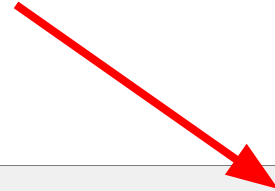


4) Use the Singpass app on your phone to scan the QR code.





5) Once logged in, your name and credit balance will show up at the top right hand corner.





Start your upskilling journey today

Search for courses, initiatives, or articles

Q Search

**6) Click on
'Submit
SkillsFuture
Credit Claims'.**



View
Courses



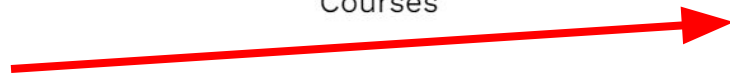
View
Initiatives



Submit SkillsFuture
Credit Claims



Access
E-Services





7) Click on 'Submit A Claim'.

SkillsFuture Credit
Submit a claim or view your claim status here

Available SkillsFuture Credit
\$Amount
expires on

Submit A Claim Claim Status Refund Status

Sort By 2023 Filter By Status

Claim Applications (0) Credit Transaction History (0)

A red arrow points from the top right towards the "Submit A Claim" button, which is circled in red.



8) Submit a claim by searching for course code in your email.

Additional Information

The event organiser has provided the following information:

COURSE TITLE: NSA - [REDACTED]

COURSE CODE: TGS- [REDACTED]

Please note that your Course Enrolments may not be reflected in real-time. If you have reg click on "Proceed to Submit a Claim" on the left to search for your course and submit your

Select for a course to submit a claim



Search by Course Name/Ref No.

Search



9) Select the course.

1 course(s) found


NSA-

Course ID: TGS-

Training Provider: **BRAHM CENTRE LTD.**

Course Support Period(s):

Select





Payment details

Amount Of Credit To Claim *

Fee Payable By You (Including GST) *

The claim amount should not be more than the nett course fee, or your SkillFuture Credit balance (whichever is lower).

Upload supporting documents *



Drag and Drop or [Browse](#) your files.
jpeg, png, pdf - max file size 4MB.

Back

Review

10) Fill in the amount of credit to claim.



11) Fill in the amount payable.

Payment details

Amount Of Credit To Claim *

Fee Payable By You (Including GST) *

The claim amount should not be more than the nett course fee, or your SkillsFuture Credit balance (whichever is lower).

Upload supporting documents *



Drag and Drop or [Browse](#) your files.
jpeg, png, pdf - max file size 4MB.

Back

Review



Payment details

Amount Of Credit To Claim *

Fee Payable By You (Including GST) *

The claim amount should not be more than the nett course fee, or your SkillsFuture Credit balance (whichever is lower).

Upload supporting documents *

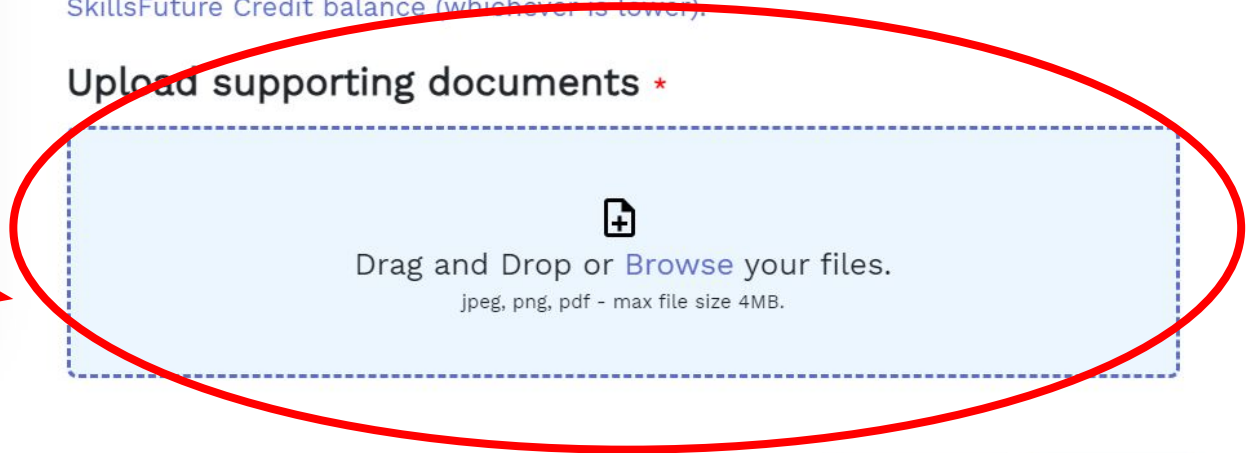


Drag and Drop or [Browse](#) your files.
jpeg, png, pdf - max file size 4MB.

Back

Review

12) Upload the ticket receipt attached in your email.





Payment details

Amount Of Credit To Claim *

Fee Payable By You (Including GST) *

The claim amount should not be more than the nett course fee, or your SkillsFuture Credit balance (whichever is lower).

Upload supporting documents *



Drag and Drop or [Browse](#) your files.
jpeg, png, pdf - max file size 4MB.




[Remove](#)

Back

Review

**13) Click
'Review'.**





14) Tick the box for terms and conditions.

Supporting Document(s)



I have read and agreed to the [SkillsFuture Credit Terms & Conditions](#) [↗]*

Back

Cancel

Submit



15) Click 'Submit'.

Supporting Document(s)



I have read and agreed to the [SkillsFuture Credit Terms & Conditions](#) [↗]*

Back

Cancel

Submit



16) Do the final verification and finish the claims process.





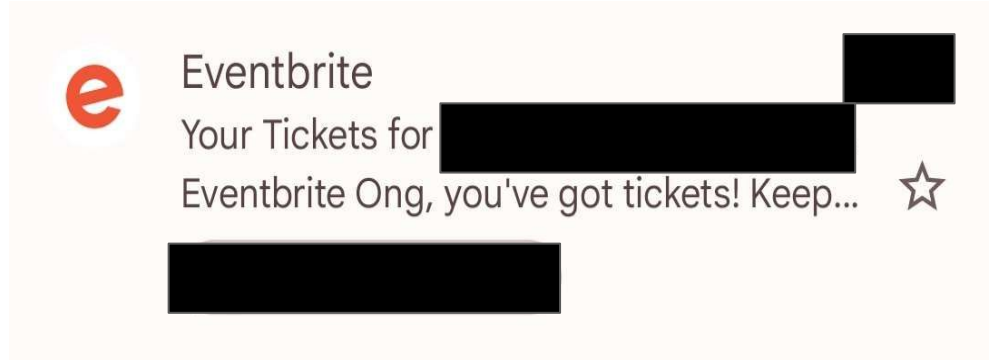
My SKILLS *future*

SkillsFuture Claim Guide (for phone users)

Updated on 04/09/2023



1) Log on to your email and have your class ticket receipt email ready.





2) Go to myskillsfuture.gov.sg/content/portal/en/index.html and click on Login.



A Singapore Government Agency Website



MySKILLSfuture





**3) Singpass
login will
appear. Click on
Singpass.**

Welcome!

For Singapore Citizens & Permanent Residents

Singpass

Don't have a Singpass account? Forgot your password? [Click here](#)

For Foreign Tertiary Students in Singapore

Portal ID

or

Log in with your Social Media Account






4) Use the Singpass app on your phone to scan the QR code.



Singpass app Password login

Scan with Singpass app
to log in

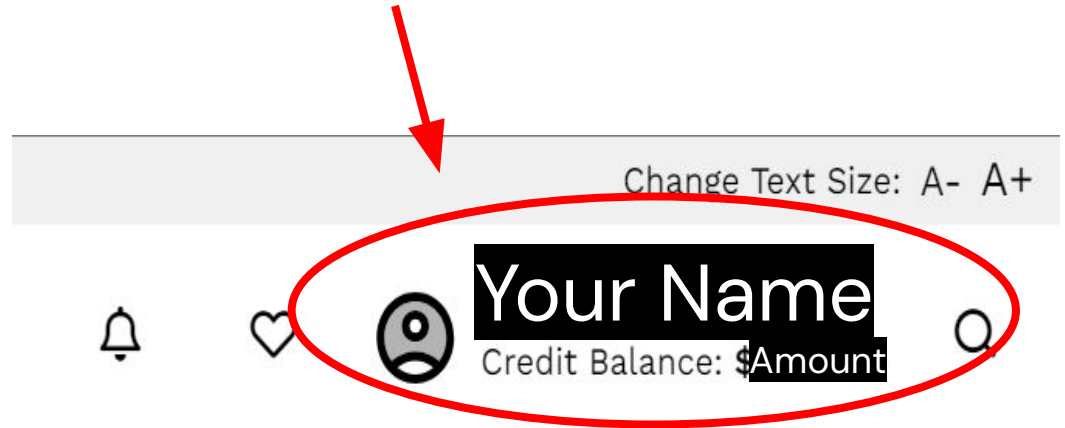
A QR code for Singpass login, enclosed in a red square border. The QR code has a red Singpass logo in the center. The word "singpass" is written in red below the QR code.

[Register for Singpass](#)

[Download Singpass app](#)



5) Once logged in, your name and credit balance will show up at the top right hand corner.





6) Click on 'Submit SkillsFuture Credit Claims'.



Start your upskilling
journey today

Search for courses, initiatives, or e



View
Courses



Submit
SkillsFuture
Credit Claims



View
Initiatives



Access
E-Services



SkillsFuture Credit

Submit a claim or view your claim status here

7) Click on 'Submit A Claim'.

Submit A Claim

Sort By



2023

Claim Applicat



8) Submit a claim by searching for course code in your email.

Additional Information

The event organiser has provided the following information:

COURSE TITLE: NSA [REDACTED]

COURSE CODE: TGS [REDACTED]

Please note that your Course Enrolments may not be reflected in real-time. If you have not, click on "Proceed to Submit a Claim" on the left to search for your course and submit your claim.

Select for a course to submit a claim



Search by Course Name/Ref No.

Search



9) Select the course.

1 course(s) found

NSA-

Course ID: TGS-

Training Provider: **BRAHM CENTRE LTD.**

Course Support Period(s):

Select



Payment details

10) Fill in the amount of credit to claim.

Amount Of Credit To Claim *

S\$

The claim amount should not be more than SkillsFuture Credit balance (whichever is



11) Fill in the amount payable.

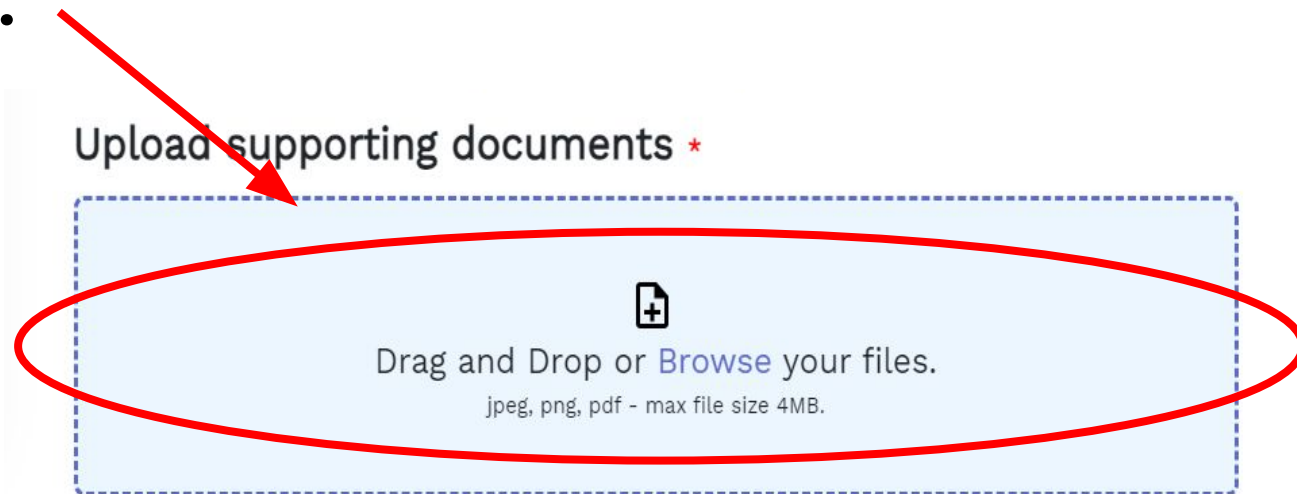
Fee Payable By You (Including GST) *

S\$

than the nett course fee, or your
(lower).



12) Upload the ticket receipt attached in your email.





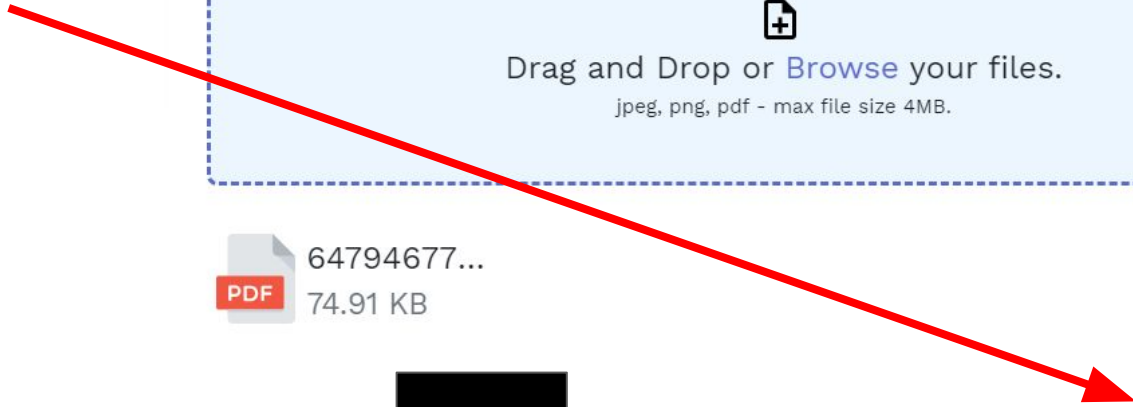
Upload supporting documents *


Drag and Drop or [Browse](#) your files.
jpeg, png, pdf - max file size 4MB.



[Remove](#)

13) Click
'Review'.



Back

Review



14) Tick the box for terms and conditions.

Supporting Document(s)



64794677...

74.91 KB



I have read and agreed to the [SkillsFuture Credit Terms & Conditions](#) [↗]*



15) Click 'Submit'.





16) Do the final verification and finish the claims process.

